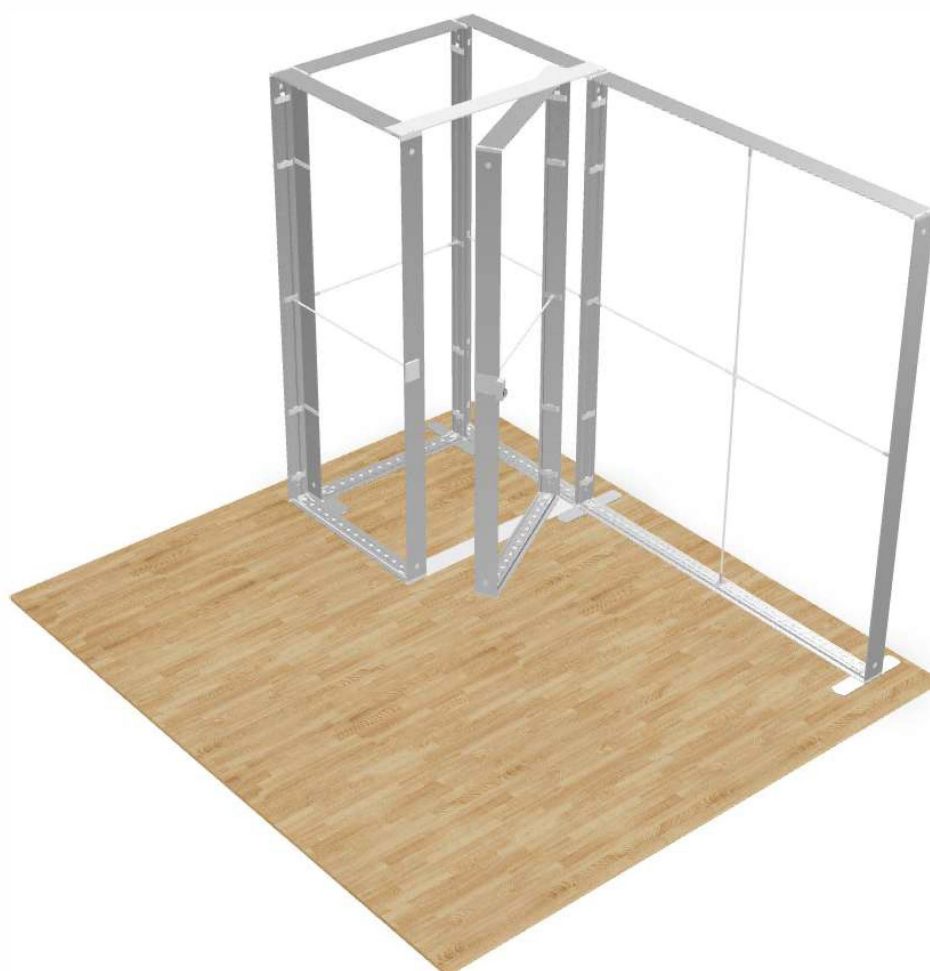


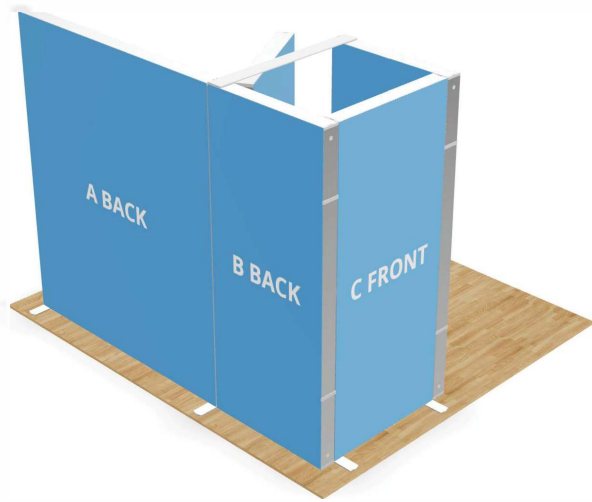



# 10x10 Backlit Display with Storage Closet Package Template 1010-09 (with door kit)



# Set 1010-09 (with door kit)



**Frame A Modular lightbox 78.74x94.49in (200x240)**

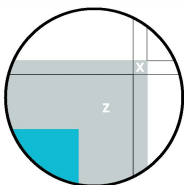
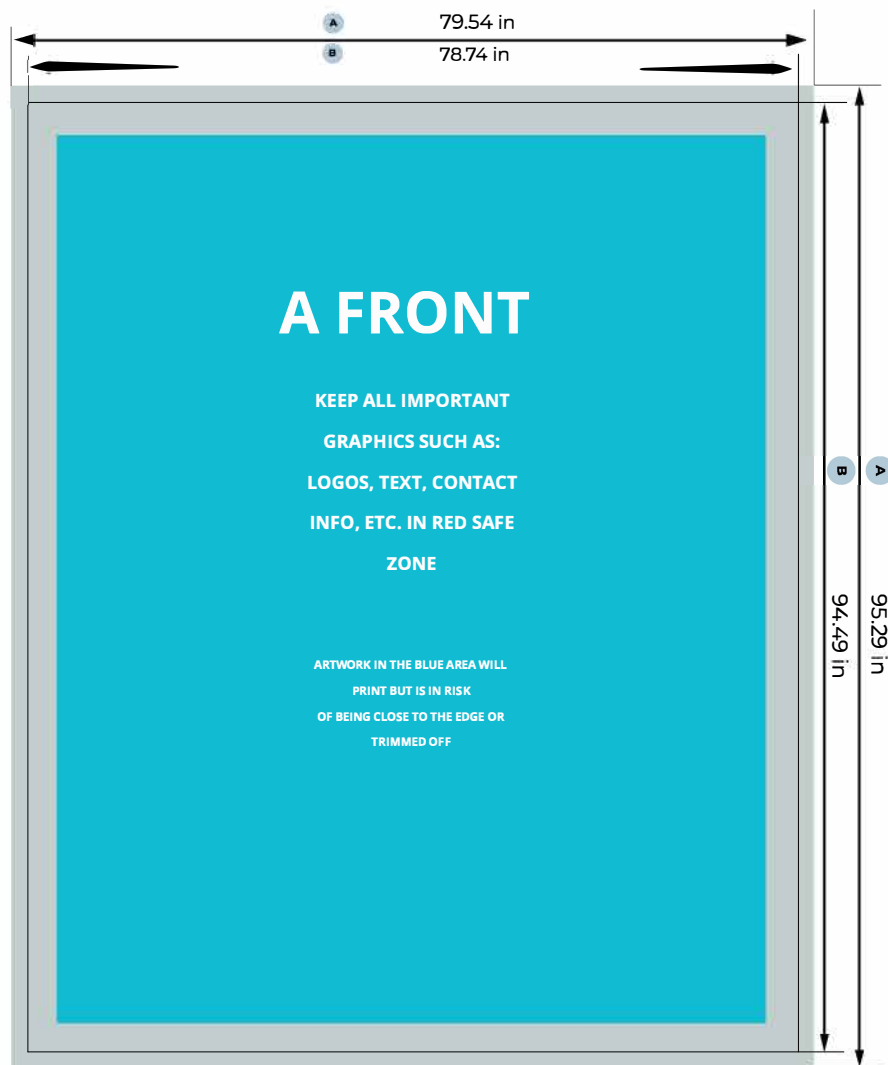
**Frame B Modular lightbox 39.37x94.49in (100x240)**

**Frame C Modular lightbox 39.37x94.49in (100x240)**

**Frame D Modular lightbox 39.37x94.49in (100x240)**

**Frame E Modular lightbox 39.37x94.49in (100x240) Door kit**

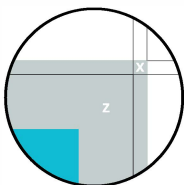
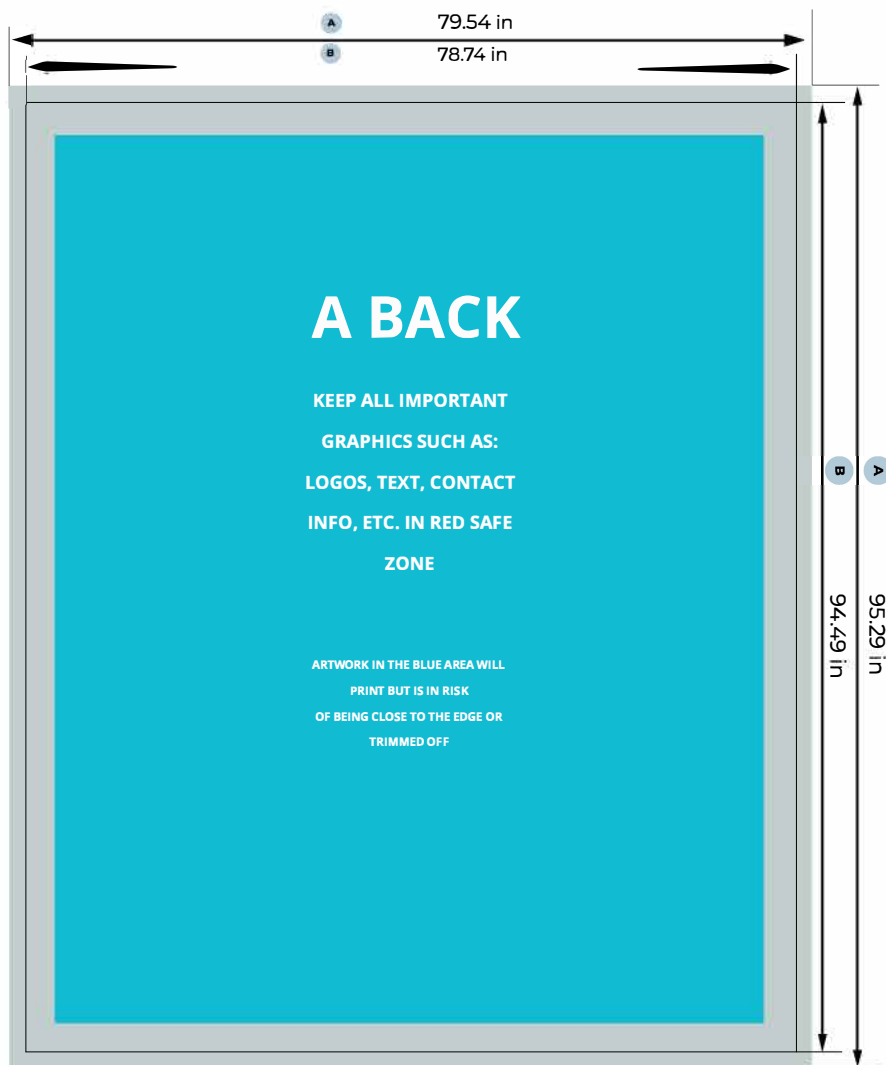
A diagram showing a double door system. Two blue doors are shown, each labeled 'A FRONT' and 'B FRONT' respectively. They are set on a light brown wooden floor. The doors are connected by a central vertical hinge mechanism. The entire diagram is enclosed in a black circle.



0.4 in

4 in

**B** = Finished format



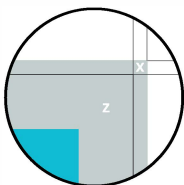
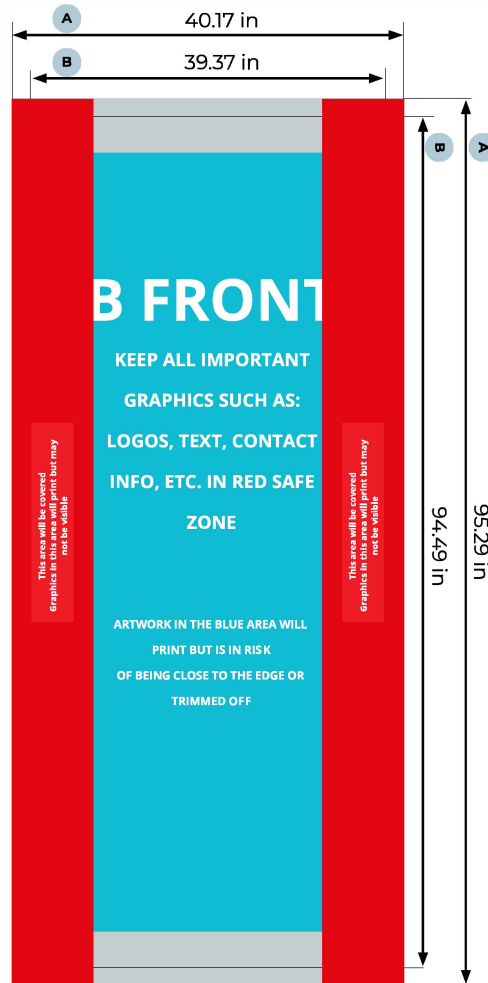

0.4 in

4 in

**B** = Finished format

# Frame B Front Modular lightbox

## 39.37x94.49(100x240)



**Bleed (x, is also imprinted):**

0.4 in

**A = Artwork format**

**B = Finished format**

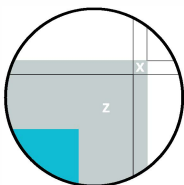
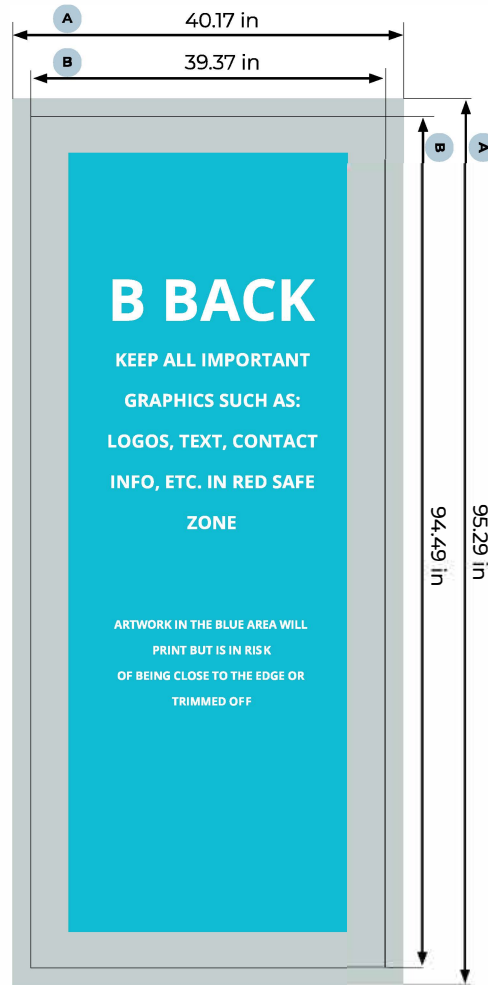

**Safety distance (z):**

4 in

THIS FILE IS FOR INFORMATIONAL PURPOSES ONLY AND IS NOT TO SCALE

# Frame B Back Modular lightbox

## 39.37x94.49(100x240)



**Bleed (x, is also imprinted):**

0.4 in

**A = Artwork format**

**B = Finished format**

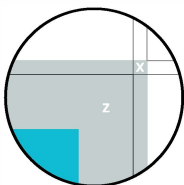
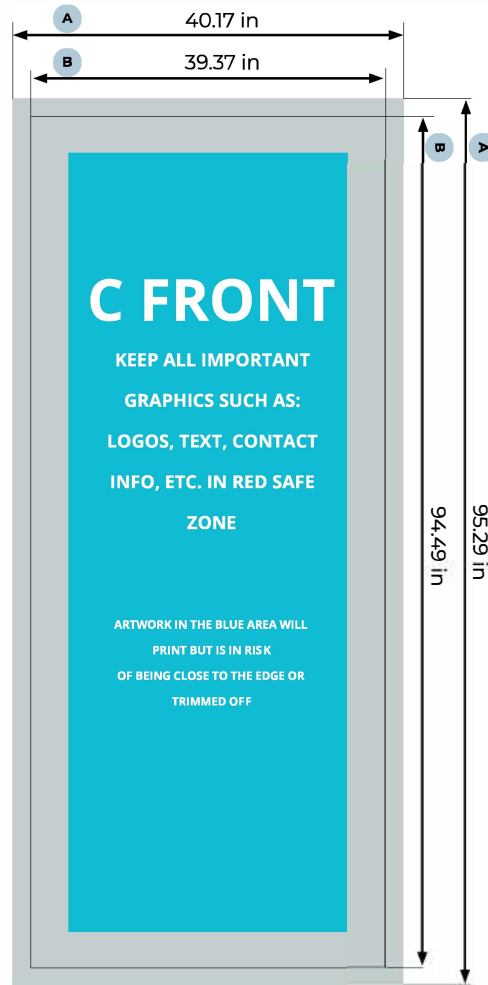
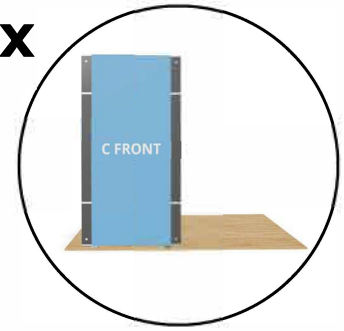
**Safety distance (z):**

4 in

THIS FILE IS FOR INFORMATIONAL PURPOSES ONLY AND IS NOT TO SCALE

# Frame C Front Modular lightbox

## 39.37x94.49(100x240)



**Bleed (x, is also imprinted):**

0.4 in

**Safety distance (z):**

4 in

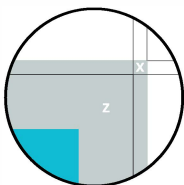
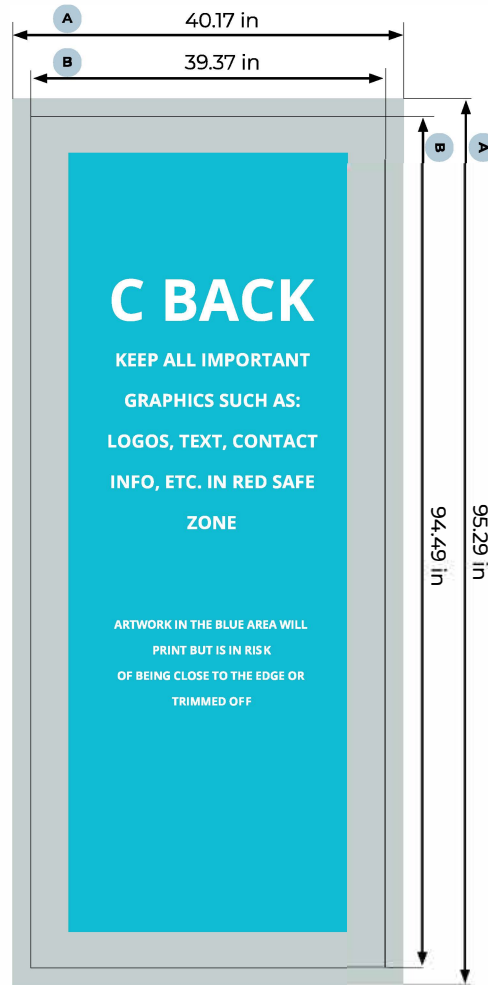

**A =** Artwork format

**B =** Finished format

THIS FILE IS FOR INFORMATIONAL PURPOSES ONLY AND IS NOT TO SCALE

# Frame C Back Modular lightbox

## 39.37x94.49(100x240)



**Bleed (x, is also imprinted):**

0.4 in

**A =** Artwork format

**B =** Finished format

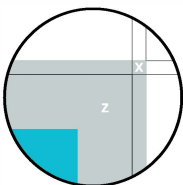
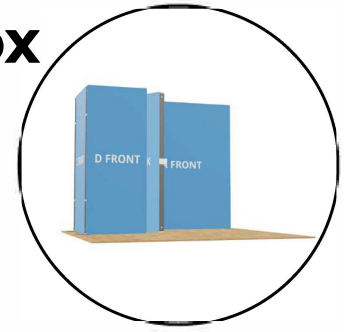
**Safety distance (z):**

4 in

THIS FILE IS FOR INFORMATIONAL PURPOSES ONLY AND IS NOT TO SCALE

# Frame D Front Modular lightbox

## 39.37x94.49(100x240)



**Bleed (x, is also imprinted):**

0.4 in

**Safety distance (z):**

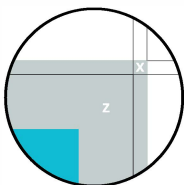
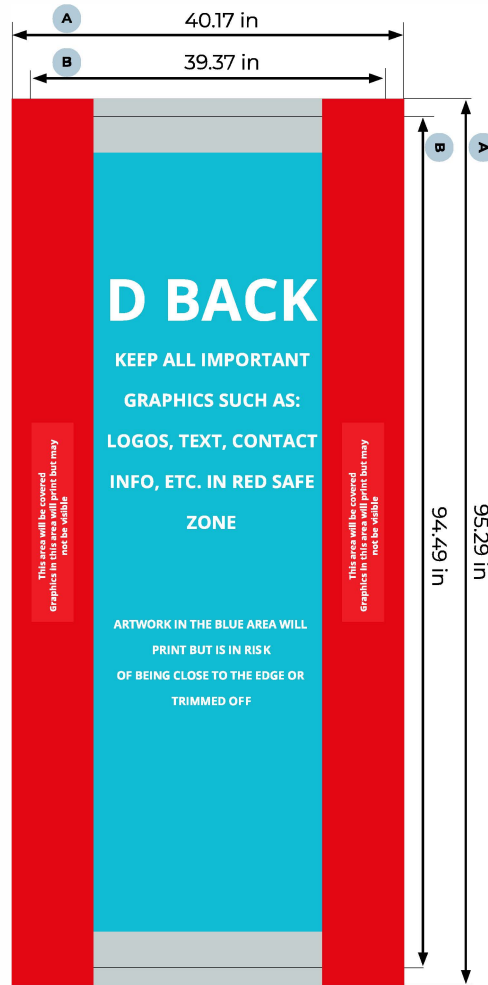
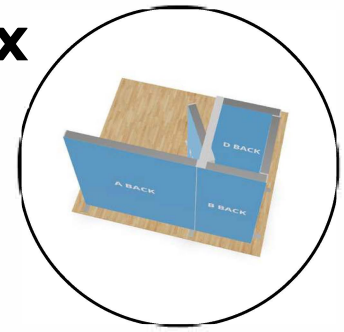
4 in

**A =** Artwork format

**B =** Finished format

THIS FILE IS FOR INFORMATIONAL PURPOSES ONLY AND IS NOT TO SCALE

# Frame D Back Modular lightbox 39.37x94.49(100x240)



**Bleed (x, is also imprinted):**

0.4 in

**A = Artwork format**

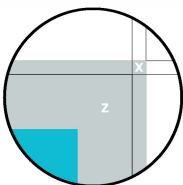
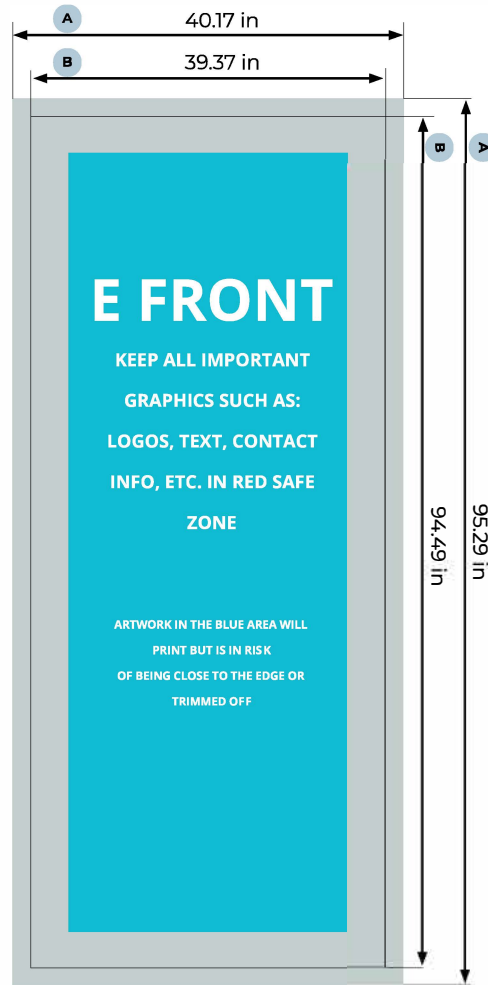

**B = Finished format**

**Safety distance (z):**

4 in

THIS FILE IS FOR INFORMATIONAL PURPOSES ONLY AND IS NOT TO SCALE

# Frame E Front Modular lightbox 39.37x94.49(100x240) Door Kit



**Bleed (x, is also imprinted):**

0.4 in

**A = Artwork format**

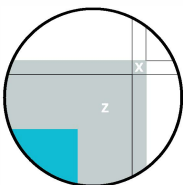
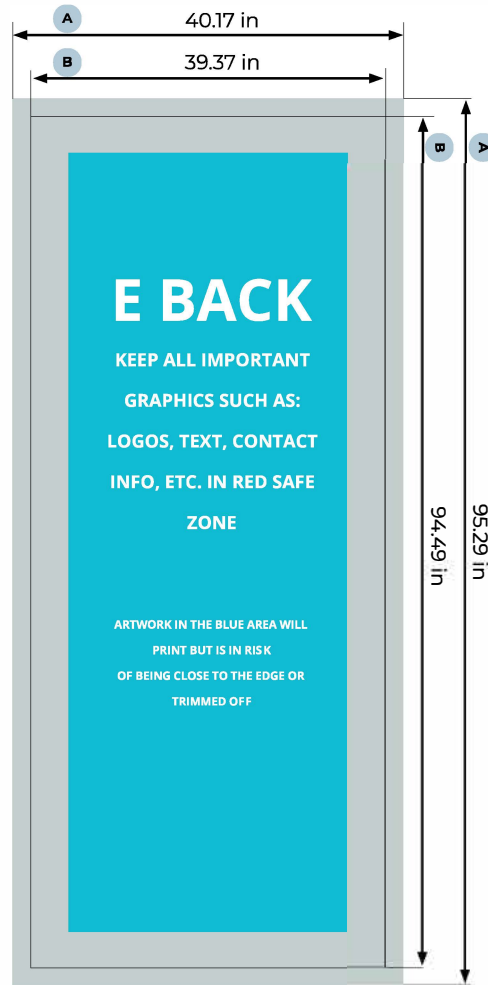
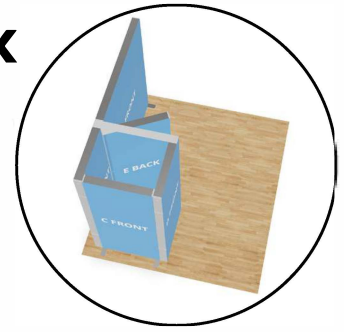
**B = Finished format**

**Safety distance (z):**

4 in

THIS FILE IS FOR INFORMATIONAL PURPOSES ONLY AND IS NOT TO SCALE

# Frame E Back Modular lightbox 39.37x94.49(100x240) Door Kit



**Bleed (x, is also imprinted):**

0.4 in

**A =** Artwork format

**B =** Finished format

**Safety distance (z):**

4 in

THIS FILE IS FOR INFORMATIONAL PURPOSES ONLY AND IS NOT TO SCALE